

STRATEGIC PLACE-BASED INTERVENTIONS

Near West Side Neighborhood Initiative

Community Prosecution Unit

- The City of Milwaukee's Community Prosecution Unit (CPU) consists of: District Attorney's Office Community Prosecutor; Milwaukee Police Department Community Prosecution Officers; Department of Neighborhood Services Inspectors; Community City Attorney; Safe & Sound Prosecution Coordinator; various City departments; and community resources
- The goal of this collaboration is to deploy law enforcement, City resources, and community resources to reduce crime, increase quality of life, and increase private investment in Milwaukee's neighborhoods.
- Clustering.

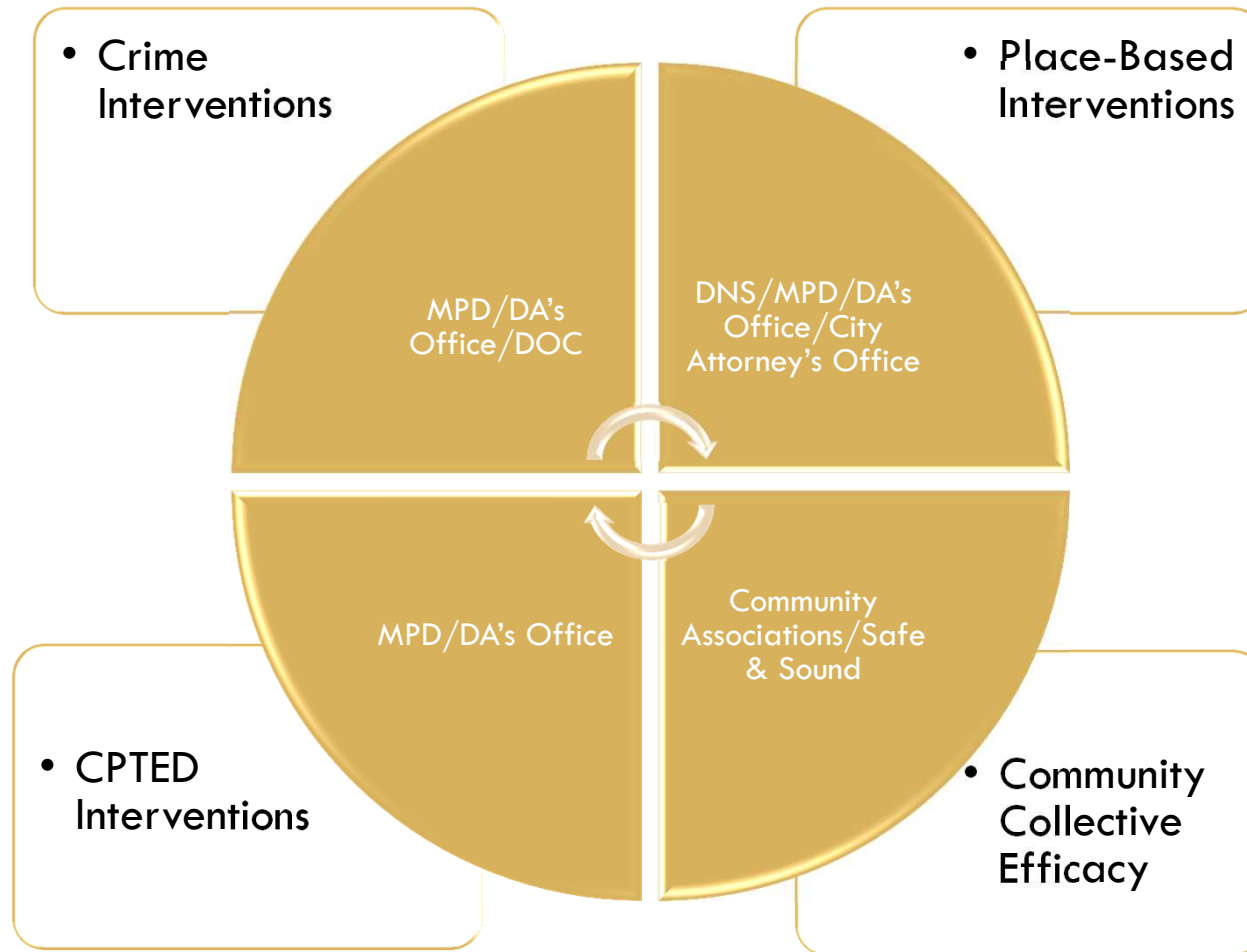
Geographic Targeting



- The CPU model is Targeted Community Enforcement, which means the CPU chooses a defined geographic area where it will direct its resources.
- The Target Area is chosen by: (1) need - statistical analysis and community concerns; and (2) capacity – the ability to achieve possible results. The crime-prevention initiatives in the target area are evaluated for their effectiveness.

Community Prosecution Unit

Concordia Interventions

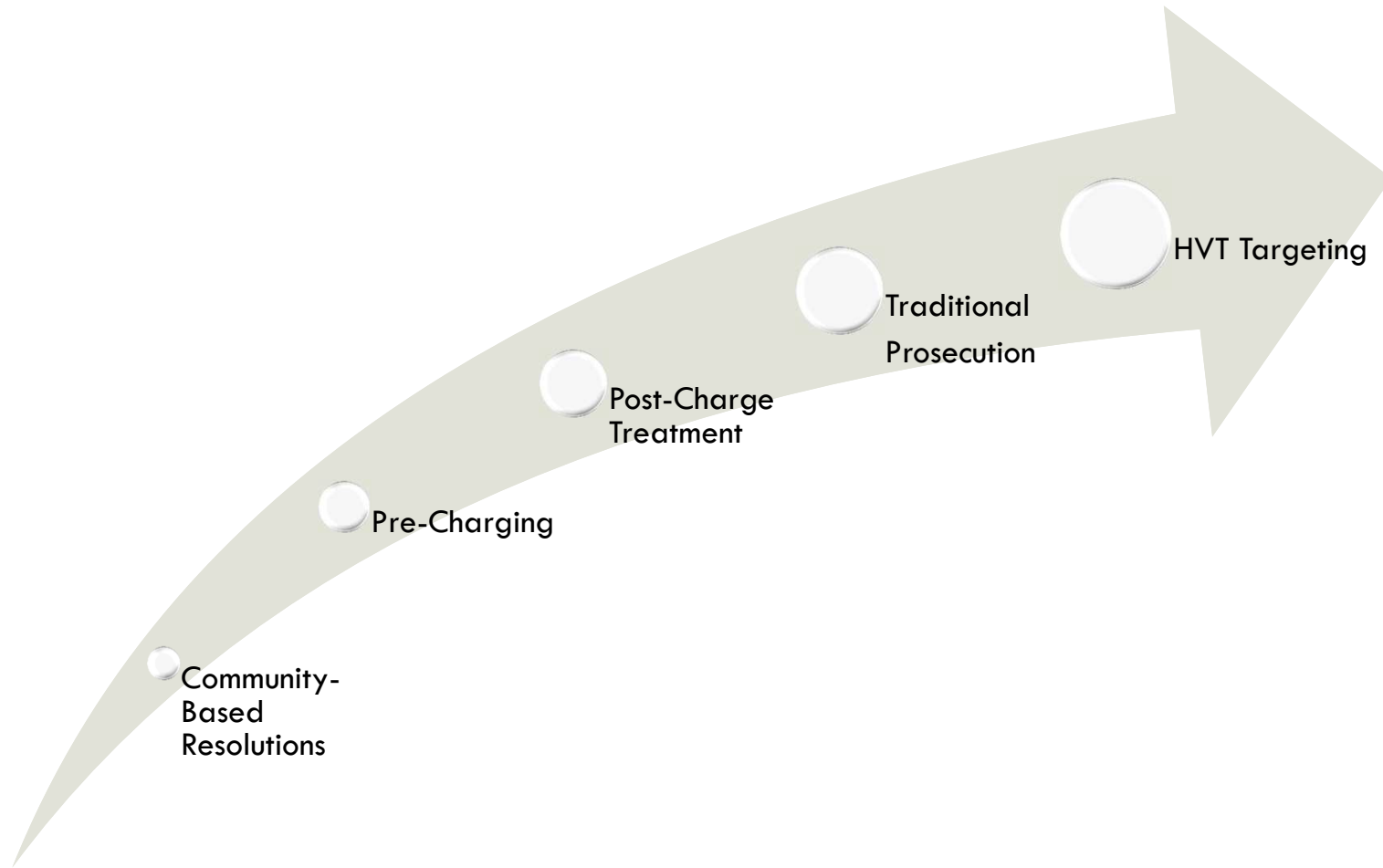


Crime Interventions



- ❑ Drug market abatement operations
- ❑ Increased officer patrols
- ❑ High value targeting
- ❑ Prostitution interventions
- ❑ Neighborhood-driven prosecution diversions
- ❑ DOC geographic restrictions and increased monitoring of HVTs
- ❑ DV intervention project

Person-Based Interventions – Scaled Enforcement

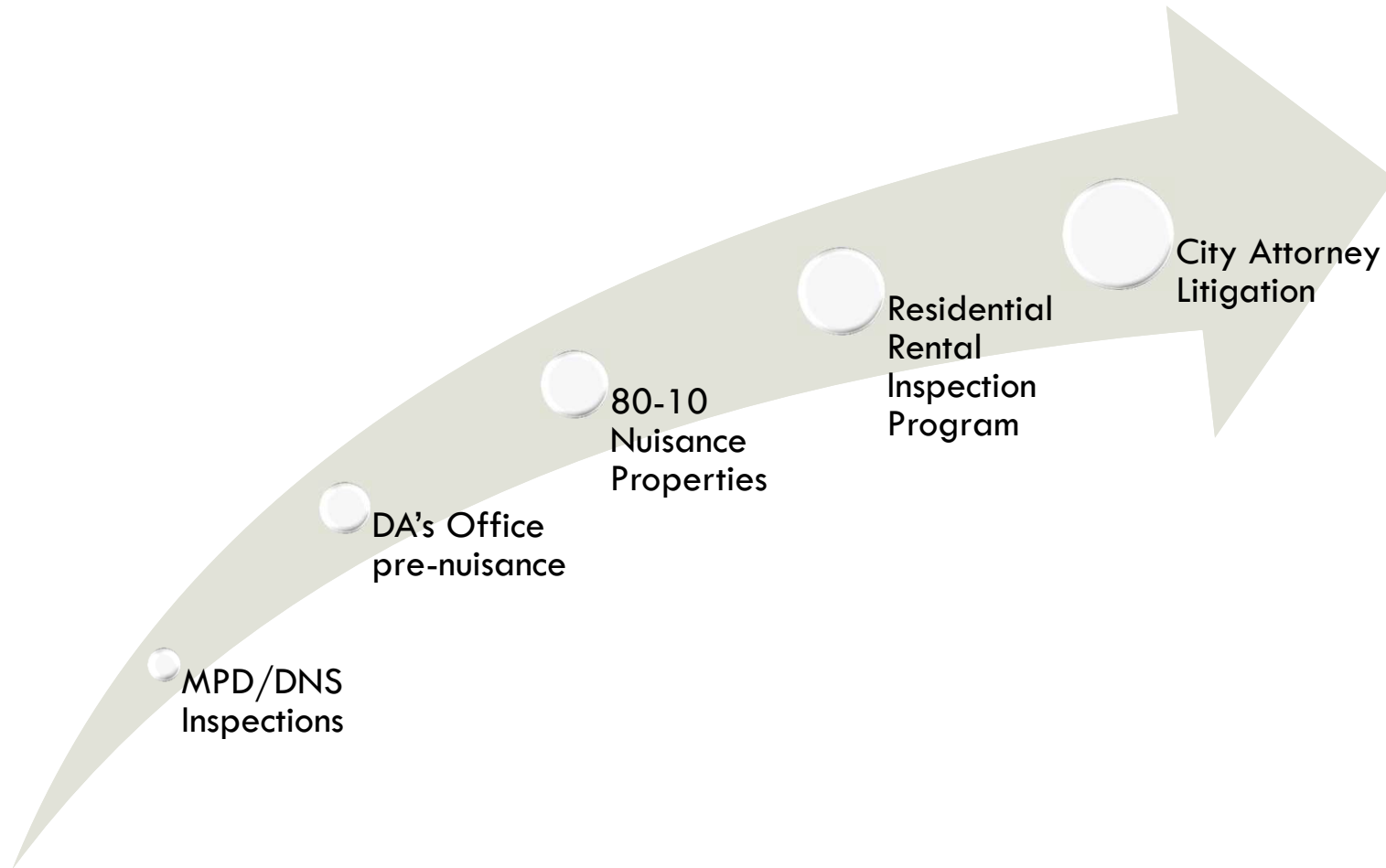


Place-Based Interventions



- Evidence-based targeting to increase effectiveness of interventions and to diminish wasted resources and citizen complaints
- Substantial information sharing among enforcement agencies
- Scaled enforcement based on severity of nuisances or code violations
- Coordinated effort for high value target landlords

Place-Based Interventions – Scaled Enforcement



CPTED Interventions



- Designated CPTED officers in Near West Side Neighborhood
- Business and residential CPTED surveys
- Public spaces and public transportation CPTED evaluations

Community Collective Efficacy



- Police waypoints
- CPU Action days based on community complaints
- Community problem solving sessions
- Educate to empower sessions
- Community collective efficacy trainings
 - ▣ Court watch
 - ▣ Contacting police
 - ▣ Home and business safety
 - ▣ Landlord compacts
 - ▣ Block watches